

2014 Idaho Rally Supplementary Regulations June 21-22, 2014

The General Regulations are available on the NASA Rally Sport web site

<http://www.nasarallysport.com/main/rules>

This year we will be a NASA sanctioned event. All competitors must have a NASA competition license (UTV-ATV-Motorcycles may purchase a \$45 membership for this event)

California Rally Series Rules are available at the CRS website

<http://www.californiarallyseries.com/Current/Rulebook/index.aspx>

Welcome Message from the Chairman

Hello and welcome to the Idaho Rally 2014. Thanks for coming out all the way to Idaho, we are very happy to have you here.

As each year of the Idaho Rally has done before, this year promises to be bigger and better than ever! This year we will run all stages in Boise County. We have added a new stage on Sunday afternoon (Harris Creek). This will allow us to make the transits much shorter after we get to the stages.

I have no doubt that you will like the stages. We really hope you will also enjoy the rest of the weekend's program and will want to come back. I wish you the best and hope you have a great and safe weekend at the Idaho Rally.

Rob Blout
IR14 Chairman and Clerk of the Course

Rally Office Mailing Address
Idaho Rally
9150 S Talon Ln
Boise, ID 83709

Phone 208.867.6943

Email buellracer1@yahoo.com
Web www.idahorally.org

Table of contents

- 1.0 INTRODUCTION
- 2.0 ORGANIZATION AND DESCRIPTION
- 3.0 RALLY SCHEDULE
- 4.0 LOCATION OF RALLY OFFICE AND HEADQUARTERS
- 5.0 ENTRIES
- 6.0 INSURANCE
- 7.0 ADVERTISING AND IDENTIFICATION
- 8.0 TIRES
- 9.0 FUEL
- 10.0 RECONNAISSANCE
- 11.0 TESTING
- 12.0 ORGANIZER SUPPLIED NOTES
- 13.0 ADMINISTRATIVE CHECKS (REGISTRATION)
- 14.0 FEATURES OF THE RALLY
- 15.0 PRIZES
- 16.0 FINAL CHECKS AND PROTEST
- 17.0 SUPERRALLY RESTART PROCEEDURE
- 18.0 NOVICE COMPETITOR ORIENTATION
- 19.0 UTV and ATV Rules

APPENDICES

- APPENDIX 1 – RECONNAISSANCE SCHEDULE
- APPENDIX 2 - COMPETITION NUMBERS AND ADVERTISING
- APPENDIX 4 GENERAL CONDITIONS
- APPENDIX 5 MAPS AND GENERAL INFORMATION
- APPENDIX 6 RADIO FREQUENCIES FOR RALLY
- APPENDIX 7 TIME CARD SAMPLE

1.0 INTRODUCTION

1.1 RULES AND REGULATIONS

This rally will be run in compliance with the NASA Rally Sport General regulations for Rallies with Appendices, using an FIA-type timing system (refer to sups section 14.2 and Appendix 5). Modifications, amendments, or changes to these Supplemental Regulations will be made only by numbered versions and dated bulletins issued by the Clerk of the Course or the Stewards.

1.2 ROAD SURFACE

The stages are 99% decomposed granite.

1.3 DISTANCES

SS 122.48 miles

Total 313.33 miles

2.0 ORGANIZATION AND DESCRIPTION

2.1 TITLES FOR WHICH THE RALLY COUNTS

California Rally Series

Pacific Rally Cup

Cascadia International Rally Cup

2.2 NAME OF ORGANIZING CLUB:

Idaho Rally Group, Inc

2.3 NAME OF PROMOTER:

Idaho Rally Group, Inc

2.3.1 ADDRESS AND CONTACT DETAILS

Idaho Rally Phone +1.208.867.6943

9150 S Talon Ln

Boise, ID 83704

Email: buellracer1@yahoo.com

2.4 ORGANIZING COMMITTEE

Chairman/Clerk of the Course: Rob Blout

2.5 STEWARDS OF THE MEETING

Chairman: Dick Rockrohr

NRS Event Steward: Kristopher Marciniak

Steward: Roger Tipton

2.6 SENIOR OFFICIALS

Event Chairman/Clerk of the Course: Rob Blout

Assistant Chairman: Carl Sommerton

Safety Officer: Rob Blount

Chief Scrutineer: Carl Sommerton

Competition Relations Officer: Marie DeAngelis

Registrar: Marie DeAngelis

Chief of Communications: Tim Ryneerson

Chief of Scoring: Mike Gibeault

Service Area Manager: Rick Baker

2.6.1 Stage Captains:

Harris Creek Stage: Darnell Alexander

Grimes Pass Stage: Brent Rule

Alder Creek Stage: Ryan Erickson

New Centerville stage: Sarah Blout-Helmick

3.0 RALLY SCHEDULE /STAGE SCHEDULE

3.1 PRE-EVENT DATES

Early Entry Open Feb 25, 2014

Regular Entry Open, May 23, 2014

Late Entry Open June 10, 2014

Paperwork Completion Deadline Friday, June 20, 2014

3.2 WEEK OF EVENT SCHEDULE

3.2.1 Thursday, June 19th, 2014

09:00-11:00	Press Stage	Centerville Rd Idaho City
18:00 – 22:00	Opening of Rally Office	Best Western + Northwest Lodge
18:00 – 22:00	Administrative Check-in Competitors	Best Western + Northwest Lodge
18:00 – 22:00	Registration for Reconnaissance	Best Western + Northwest Lodge
18:00 – 22:00	Worker Registration	Best Western + Northwest Lodge
18:00 – 21:00	Tech inspection for Recce participants	Main Service Park Best Western + Northwest Lodge

3.2.2 Friday, June 20th, 2014

06:00 –16:00	Reconnaissance SS1-12	Boise County
07:00-09:00	Registration open/late Recce registration	Best Western + Northwest Lodge
15:00-19:00	Registration Open	Larry Miller Subaru
15:00-19:00	Workers Registration	Larry Miller Subaru
16:00-20:00	Srutineering	Larry Miller Subaru
17:00-18:30	PARK EXPOSE MANDATORY* ***NO TRAILER PARKING AVAILABLE ON SITE***	Larry Miller Subaru
*ALL COMPETITORS	VEHICLES MUST BE IN PARK EXPOSE OR \$100 FINE WILL BE IMPOSED	SPECIAL CIRCUMSTANCES WILL BE REVIEWED
19:00-20:00	Novice Competitor Orientation	Best Western + Northwest Lodge
18:00	CRS Stock Meeting	Larry Miller Subaru
20:00	Stewards Meeting	Best Western + Northwest Lodge
22:00	Publication of Start Order	Best Western + Northwest Lodge

3.2.3 Saturday June 21st, 2014

07:00 – 08:00	Opening of Rally Office and Official Notice Board	Best Western + Northwest Lodge
09:30	Drivers Meeting Time Cards	West end of Harris Creek at drop zone
10:00	First Car on Stage	TC 1
19:00	Stewards Meeting	Placerville service Park
21:00	Provisional Results posted for day 1	Best Western + Northwest Lodge
22:00	Publication of start order for day 2	Official Notice Board Best Western + Northwest Lodge

3.2.4 Sunday June 22nd, 2014

06:45	Drivers Meeting	Main street Idaho City
06:30-07:00	Park Expose	Main street Idaho City
07:00	Leave Service Park	Main street Idaho City
7:15	First Car on Stage	TC 7
16:00	Awards ceremony room opens	Horseshoe Bend High School
17:00	Stewards Meeting	Horseshoe Bend High School
17:30	Sunday Scores published	Horseshoe Bend High School
18:00	Results go final and Award Ceremony Starts	Horseshoe Bend High School
20:00	Awards ceremony room closes	Horseshoe Bend High School

3.3 STAGE SCHEDULE

3.3.1 DEFINITIONS

TC : Time Control

TIME ALLOWED : Total time from control to control

MPL: Maximum Permitted Lateness is 30 minutes total. For road opening purposes on stage: any competitor whose time exceeds the Bogey time +15 minutes will have their time card pulled by sweep and be prohibited from finishing that stage. This will not prevent them from using Superrally rules and re-entering the Rally at a later point (either after a service or at the start of the next day). See NRS GRRs Article 2.22.6 for Superrally rules.

3.3.2 LEGS 1 AND 2

LEG I SATURDAY IDAHO RALLY 2014

CONTROL	FCI	FCO	NAME	STAGE MILES	TRANSIT MILES	TIME ALLOWED	AVG SPEED	BOGEY TIMES
HOST HOTEL TO DRIVERS MEETING		8:00			42			
	9:30		DRIVERS MEETING WEST END OF HARRIS CREEK STAGE					
TC 1	10:00	10:03	HARRIS CREEK EAST 1 & service (about 15 min)	12.7	2.82	50		26
TC 2	10:53	10:56	SERVICE OUT / ALDER CREEK NORTH 1	6.53	11.89	60		14
TC 3	11:56	11:59	GRIMES PASS SOUTH 1 SERVICE RESEED (about 60 min)	12.92	0.25	90		26
TC 4	13:29	13:32	SERVICE OUT / ALDER CREEK NORTH 2	6.53	11.89	60		14
TC 5	14:32	14:35	GRIMES PASS SOUTH 2 (about 45min service)	12.92	0.25	85		26
TC 5A		16:00	SERVICE OUT		2.92	12		
TC 6	16:12	16:15	HARRIS CREEK WEST 1	12.59	.25	30		26
			HARRIS CREEK WEST STOP CONTROL IS THE FINAL CONTROL OF THE RALLY TODAY NO time penalty UNLESS ARRIVAL IS GREATER THAN BOGEY TIME+30 MINUTES					
FINISH TO HOST HOTEL			Rally is over for today		42			

						ATV,UTV, MOTORCY CLE TRANSIT MILES	TOTAL MILES CARS	TOTAL MILES ATV, UTV, MOTORCYC LE
SAT TOTALS				64.19	114.27	30.27	178.46	94.46

REVISED 5-19-2014

LEG 2 SUNDAY IDAHO RALLY 2014

CONTROL	FCI	FCO	NAME	STAGE MILES	TRANSIT MILES	TIME ALLOWED	AVG SPEED	BOGEY TIMES
HOST HOTEL TO PARK EXPOSE	630		PARC EXPOSE Main street Idaho City ALL ENTRIES IN BY 6:30		34.38			
	6:45	7:00	DRIVERS MEETING MAIN STREET IDAHO CITY		1	15		
TC7	7:15	7:18	CENTERVILLE RD WEST SERVICE & BREAKFAST STOP	6.7	8	80		14
TC 8	8:38	8:41	GRIMES PASS NORTH 1	12.7	11.89	75		26
TC 9	9:56	9:59	ALDER CREEK SOUTH 1 (about 60 min service)	6.6	.25	90		14
TC 10	11:29	11:31	GRIMES PASS NORTH 2	12.7	11.89	75		26
TC 11	12:46	12:49	ALDER CREEK SOUTH 2 (about 25 min service) ALLOW AT LEAST 15 MINUTES FROM SERVICE TO TC12 NO SPEEDING IT WOULD BE A SHAME TO GET DISQUALIFIED NOW	6.6	3.17	65		14

TC12	13:54	13:57	HARRIS CREEK WEST THE STOP CONTROL IS THE FINAL CONTROL OF THE RALLY NO time penalty UNLESS ARRIVAL IS GREATER THAN BOGEY TIME+30 MINUTES	12:59				26
			FROM FINISH TO AWARDS BANQUET		3.9			20
						ATV,UTV, MOTORCY CLE TRANSIT MILES	TOTAL MILES CARS	TOTAL MILES ATV, UTV, MOTORCYC LE
SUN TOTALS				58.29	74.48	36.20	134.87	94.49
GRAND TOTAL				122.48	188.75	66.47	313.33	188.95

4.0 LOCATION OF RALLY OFFICE AND HEADQUARTERS

4.1 RALLY OFFICE

Thursday, June 19, 2014

Friday, June 20, 2014

Saturday, June 21, 2014

Sunday June 22, 2014

4.2 RALLY HEADQUARTERS

Best Western + Northwest Lodge

6989 Federal Way

Boise, ID 83716

208-287-2300 1-866-385-6343

RESERVATIONS MUST BE IN BY May 18, 2014 (To get the special rate)

4.3 LOCATION OF RALLY CONTROL

Best Western + Northwest Lodge

6989 Federal Way

Boise, ID 83716

4.4 LOCATION OF STAGES

4.5.1 Saturday and Sunday

Stages take place in Boise County between Boise, Idaho City, Garden Valley and Horseshoe Bend.

5.0 ENTRIES

5.1 ENTRY PROCEDURE AND ELIGIBLE CLASSES

Competitors wishing to take part in the 2014 edition of the Idaho Rally must submit their completed entry form and payment of all funds by June 20, 2014. Details of the co-driver must be submitted by June 20, 2014.

For an entry to be considered complete, the following must be submitted:

The entire entry fee

Complete driver information

Complete co-driver information

State-Issued Drivers Licenses of the driver and co-driver

NASA Membership (\$45 for 365-day membership from NASA - required for ALL entrants)

NRS Competition License (\$50) or CARS License for all Car Entry Competitors (Drivers and Co-Drivers)

At the rally, all competitors must sign:

The NRS General Liability Waiver

The NRS Vehicle Registration and Insurance Waiver

The NRS Multi-Waiver

5.2 ELIGIBLE CAR AND RALLY MOTO CLASSES

CRS	PRC	CIRC
Open*	AWD*	O4wd*
Open Lite*		L4wd*
CRS-2*	2WD*	O2wd*
Performance Stock*		L2wd*
Rally moto	ATV	UTV
Light (under 385cc)*	Utility (4x4)*	Production 750 (SBS Class 3) (under 705cc)*
Dakar (385.1 to 450cc)*	Sport Production*	Production 850 (SBS Class 2) (Under 850cc)*
Medium (450.1 to 750cc)*	Heavy sport Production*	Production 990 (SBS Class1) (under 990 cc)*
		Production 1000 (over 991 cc) (2014 Razor 1000 class
Heavy(over 750.1cc)*	Unlimited*	Unlimited (ISSA Unlimited 4 and 2)*
Custom (any cc, two or four stroke, racing frames allowed) not a NASA point class*		Experimental (Non production based, any combination of frame and engine)*

* Designated Classes for championship points will be awarded per day but trophies awarded per finish of both days (unless only entered one day) Superrally rules apply

5.3 ENTRY FEES AND PACKAGES FOR ALL COMPETITORS

5.3.1 Early Entry Fees before May 23, 2014

National and Regional Cars \$650**

Bikes/ATVs \$200 UTVs \$300*

Experimental UTV \$350*

*Stage notes are included for all Early Entries

Recce is FREE

5.3.2 Regular Entry Fees between May 23 and June 10, 2014

National and Regional Cars \$700**

Bikes/ATV's \$200 UTV's \$300

Experimental UTV \$350

**Stage notes are included for all Car Entries

Recce is FREE

5.3.3 Late Entry Fees after June 10, 2014

National and Regional Cars \$750**

Bikes/ATV's \$250 UTV's \$350

Experimental UTV \$400

**Stage notes are included for all Car Entries

Recce is FREE

5.3.4 The Entry Fee Includes

1 Includes Organizer-Supplied Stage Notes and Reece

4 BBQ Lunch tickets Saturday

4 Awards Banquet tickets (additional ticket available for purchase)

4 Tickets for the Sunday Morning Pancake Breakfast

1 Route Books including sups and notes

1 Reconnaissance Instructions

2 Competitor Wrist Band Passes

4 Service Personnel Wrist Band Passes

1 Route Book for Service Personnel

1 set of Event Logo Vinyl

5.4 PAYMENT DETAILS

Entry must include full payment. All payments must be US funds drawn on a US bank.

Sign up on Rally data.com - then There are two ways to pay:

1) Use Pay Pal OR

2) *Mail a check Payable to:*

Idaho Rally

9150 S Talon Ln

Boise, Idaho 83709

5.5 REFUNDS

5.5.1 If the participant's entry is rejected, entry fees will be paid in full.

5.5.2 If the rally is not held, entry fees will be paid in full.

5.5.3 Entries withdrawn by Monday, June 9, 2014, will have \$50 withheld for Processing.

5.5.4 Entries withdrawn on or after Tuesday, June 10, 2014, will have \$100 withheld for processing.

5.5.5 If the vehicle does not pass tech, \$100 will be withheld for processing.

5.6 IDAHO RALLY GROUP'S TOWING REBATE FOR THE 2014 LARRY H. MILLER
IDAHO RALLY INTERNATIONAL

*******NOTE: You must sign up by June 10, 2014 to receive the FULL tow fund. After June 10th Tow is at the reduced rate table below the FULL RATE TABLE. Fund for car entries only.**

FULL TOW FUND REBATE RATE TABLE

Rally, one way	Rebate amt.
300-400	\$50.00
401-500	\$75.00
501-550	\$100.00
551-600	\$125.00
601-650	\$150.00
651-700	\$175.00
701-750	\$200.00
751-800	\$225.00
801-1100	\$250.00
1101 up	\$400.00

The rebate amount will be determined by your home address and refunded at registration.

*******NOTE: You must sign up by June 10, 2014 to receive FULL tow fund. Discounted Tow fund schedule below. Tow fund for car entries only.**

LATE TOW FUND REBATE TABLE

Rally, one way	Rebate amt.
300-400	\$33.00
401-500	\$49.00
501-550	\$65.00
551-600	\$82.00
601-650	\$98.00
651-700	\$114.00
701-750	\$130.00
751-800	\$147.00
801-1100	\$163.00
1101 up	\$260.00

The rebate amount will be determined by your home address and refunded at registration.

Thanks to the hard work of the club members and our sponsors we can offer this to all car entries that sign up before June 10, 2014 when the regular entry closes.

6.0 INSURANCE

6.1 LIABILITY COVERAGE

The entry fee includes the insurance premium to insure the competitor and other parties as necessary against all third party bodily injury and property damage for

the amount of \$5,000,000. There is \$1,000,000.00 EXCESS competitor medical insurance provided.

6.2 The Entry Fee includes the insurance premium to insure the competitor and other parties as necessary against all third party bodily injury and property damage for the amount of \$5,000,000 per occurrence.

6.3 Description of Accident Medical Coverage

All competitors, service crews and all event participants (staff, marshals, volunteers, etc.) have secondary medical coverage of \$1,000,000. **There is a \$1,000 deductible for those without their own primary medical coverage.**

6.4 Period of Insurance Coverage

In general all insurance coverage will come into effect at the opening of the Rally Office. For each participant it begins when they sign the NRS general liability waiver. Insurance coverage will end at the close of the Rally Office or at the moment of competitor retirement, exclusion or disqualification.

7.0 ADVERTISING AND IDENTIFICATION

7.1 ORGANIZERS ADVERTISING

Competition numbers and rally plates must be affixed on the car before Srutineering (shown on Appendix 3)

7.2 RESTRICTIONS

Any advertising must comply with United Sates Federal Law and Idaho State Law.

7.3 IDENTIFICATION NUMBERS

Any advertising on competing vehicles must not conflict with the car's official rally number, as this would prevent vehicle recognition by event officials. The Crews must meet the advertising and identification requirements of the diagrams and table outlined in Appendix 3

8.0 TIRES

The use of studded or spiked tires is prohibited under penalty of exclusion.

9.0 FUEL

There is no official fuel supplier for this event. You need to bring your own race fuel. United States Federal Law prohibits the use of leaded fuel for road going vehicles.

9.1 DISTRIBUTION DURING THE RALLY

Refueling will be done in designated refueling zones, established at the service parks and designated locations along the route.

In designated re-fueling zones, the competitors and/or their crew members (one doing the refueling and one holding a fire extinguisher) can do refueling.

If the competitors remain in the car during refueling, the vehicle doors must be opened and the seat belts completely undone.

9.1.1 REFUELING AT SERVICE STATIONS

Refueling at service stations is allowed, but must only be done by the competitors and not their service crew.

9.1.2 Competitor fuel will be transported if desired each day by rally officials to the

Service area is Placerville, Idaho. All fuel must be in approved cans and placed in the transport trailer before 8:00am each morning at the Main service Park. Fuel will be returned each night Sat by 20:00 and Sunday by 18:00 to the Main Service Park. NOT RESPONSIBLE FOR MISSING FUEL OR CANS.

10.0 RECONNAISSANCE

10.1 REGISTRATION PROCEDURE

All entrants taking part in the reconnaissance must register at the Rally Office to obtain all the necessary documents. Registration will only be done according to the schedule as outlined in the Rally Schedule in Article 1 of these regulations.

10.2 SCHEDULE

Open reconnaissance

10.3 SPECIFIC RESTRICTIONS

10.3.1 RECONNAISSANCE SPEEDS

On the special stages, the speed limit is 35 mph unless traffic signs indicate a lower limit. Competitors are reminded that stages will be open to normal traffic during reconnaissance and that they must drive in a manner that does not endanger or inconvenience other traffic.

10.3.2 PENALTIES

No other reconnaissance is allowed for this rally. Illegal reconnaissance will result in exclusion from the rally and no refund will be paid.

Penalties for Speeding are as follows:

1st Offense = \$200

2nd Offense = \$400

3rd Offense = Disqualification

All fines must be paid in cash to the Secretary of the Meeting, or their designated representative, prior to the first car starting the Event.

10.3.3 MAXIMUM NUMBER OF PASSES

Two passes

10.3.4 RECONNAISSANCE VEHICLE

No competition vehicles may be used for reconnaissance. No vehicle may have decals or numbers or racing graphics.

10.3.5 SPEED CONTROL CHECKING DEVICES

No speed control checking devices will be attached to reconnaissance vehicles. Radar speed detection devices will be used by law enforcement during reconnaissance.

10.3.7 FEE

Free of cost

11.0 TESTING

There are no provisions for testing at this event.

12.0 ORGANIZER SUPPLIED NOTES

We offer organizer-supplied notes. The notes are produced by Mike and Paula Gibeault. The price of notes is included in the entry fee. You must register before June 10th to receive OSN. The competitor login is at <http://www.idahorally.org>

13.0 ADMINISTRATIVE CHECKS (REGISTRATION)

Administrative checks (Registration) will take place in the Rally Office per the schedule published in the Rally Program in Article 1 of these regulations.

13.1 DOCUMENTS TO BE PRESENTED

The following documents will be checked:

Driver license for both driver and co-driver

Vehicle License Plate number

13.2 SCRUTINEERING, SEALING AND MARKING

Before technical Scrutineering, competitor must be processed through administrative checks (Registration).

Log books, helmets, Hats and suits are required for Scrutineering. Competition numbers and rally plates must be affixed to the competition vehicle before technical Scrutineering.

14.0 FEATURES OF THE RALLY

14.1 TIME-CARD CHANGE DURING THE RALLY

14.1.1 Time cards will be exchanged at, TC 3, TC 5, and TC 9.

14.2 TIMING SYSTEM OF SPECIAL STAGES

14.2.1 Timing System

As per 1.1 of these Supps an FIA type timing system is being used, with all assigned times from either Stage Start to TC or TC to TC. The time allowed on the schedule is inclusive of stage and transit Bogey time.

NOTE: Service time has been incorporated in the time allowance. If your card was taken at the stop control before the TC's referenced above proceed to the scoring trailer to get your new card and TC in time.

14.2.2 Units of measure for timing

The units are Hours, Minutes and Seconds.

14.2.3 Vehicle run intervals

All competition vehicles will be released on one minute intervals (may modify to two minutes for dust).

14.3 IDENTIFICATION OF OFFICIALS

Marshals	Official Pass
Stage Control Chief	Official Pass
Other Officials	Official Pass
Security	Uniformed officers
Communication	Yellow with Blue sign
Press	Orange Vest

14.4 FINISH PROCEDURE

14.4.1 Final TC

The rally will finish at TC 12A.

14.4.2 Allowable early arrival

Early arrival and exit from, TC 6A and TC 12A is allowed and there will be no penalty at these controls unless you are later than the allowance time plus 30 minutes.

14.4.3 All other Time Controls

Early arrival at any other TC will be penalized. Late arrival at any TC will be penalized.

14.5 CANCELLATION OF THE RALLY

The rally may be cancelled if no more than 25 entries are received by June 10, 2014.

14.6 OPEN RANGE

All roads and stages are on open range. We will do our best to keep livestock off and away from the roads. You will be held responsible for hitting any livestock and you will have to reimburse the owner of the animal.

14.7 SERVICE AT RALLY HQ

Overnight service is allowed according to the given schedule at given locations.

14.8 SWEEP CREW

If the sweep car comes upon a stopped competitor, sweep can assist until it is determined that further assistance will delay the rally. Then they must make sure the vehicle is as safe as can be, have the crew put up triangles and OK sign, and then the course closing proceeds to the finish. Continued efforts to extract the vehicle, unless it is in a very dangerous position, will only delay the rally.

14.9 TRANSPORTING Bikes, UTV's and ATV's to Horseshoe Bend (TC) and Idaho City (TC)

At the start and end of the day Saturday and Sunday, we will allow you to transport your Bike, UTV or ATV to the designated parking area before TC 1.

FOR COMPETITORS CAMPING IN PLACERVILLE YOU MAY DRIVE (AT THE SPEED LIMIT) DOWN HARRIS ROAD TO THE START OF THE STAGE SATURDAY MORNING. YOU MUST BE COMPLETELY CLEAR OF THE STAGE BY 08:45 SO LEAVE PLACERVILLE BY 08:00. ON SUNDAY MORNING YOU MAY DRIVE DOWN CENTERVILLE ROAD TO IDAHO CITY BUT MUST ARRIVE BY 6:30AM FOR PARK EXPOSE SO LEAVE BY 5:45. ANYONE WHO IS LATE WILL MISS THE FIRST STAGE.

There will be a drivers meeting for the campers at 09:30 at the drop off area to hand out time cards Saturday and 6:45 Sunday in Idaho City.

15.0 PRIZES

All finishers will receive an award based on their finishing position in class.

16.0 FINAL CHECKS AND PROTEST

16.1 FINAL CHECKS

At the finish of the rally (TC 12), the Service Area time control marshal will have a list of the top cars from overall and the top cars from each class. Each of these cars shall report to a post event Scrutineering. The post event Scrutineering will take place 100 yards after final TC 12 on the left. Instructions will be given to the teams by the control marshal.

16.2 INQUIRY

Inquiries must be handed in at scoring for transmission to the clerk of the course as soon as possible. Competitors and Crews please note that the inquiry should receive a signature and time from the Officer to whom they hand the inquiry sheet.

16.3 PROTEST FEES

Per Article 2.30 of the GRR the following Protest Fees shall apply:

- \$50.00 USD for the conduct of the event
- \$200 USD for protest of a competition vehicle.

For Protest, Inquiries and Appeals procedures please review Article 2.30 NASA Rally Sport GRRs.

16.4 APPEAL FEES

Please refer to NRS GRRs.

17.0 SUPERRALLY RESTART PROCEEDURE

Super Rally eligibility, restart procedure and repairs/re-Srutineering will be conducted as per NRS GRRs Article 2.22.6

18.0 NOVICE COMPETITOR ORIENTATION

This year the NCO will be held on Friday, June 20th. Holding the rally school before the event allows new teams to participate in Recce and see the roads. Competitors who have attended fewer than eleven co-efficients must attend the licensing school unless granted an exemption. All competitors required to attend the NCO will be emailed prior to the event, along with a list published on the official notice board.

18.1 LOCATION

Best Western + Northwest Lodge
6989 Federal Way
Boise, ID 83716
208-287-2300 1-866-385-6343

18.2 TIME

19:00 - 20:00 Friday, June 20

18.3 PARTICIPATION

Participation will be in accordance with GRR 2.5.9: "New rally competitors are required to participate in a Novice Competitor Orientation (NCO)" and "It is the competitor's obligation to see that this requirement is satisfied." Competitors who are required to attend and who fail to do so will not be allowed to start the rally.

18.4 EXEMPTION

Competitors wishing an exemption from the NCO may request an exemption by doing **both** of the following:

- Document their relevant rally experience on an NCO Exemption Request form (available from Kristopher Marciniak of NASA Rally Sport)
- Submitting their completed entry form by the Paperwork Completion Deadline.

The request will be either approved or denied by a Steward. Competitors may not request a NCO exemption after the Paperwork Completion Deadline. One possible reason for having an exemption approved would be having a rally license issued by another organization, such as the FIA.

19.0 IDAHO RALLY 2014 ATV UTV RULES

(Adapted from WORCS competition rules)

CLASSES: ATV and Motorcycle:

Moto Light	250 to 449cc
Moto U8	450 to 799cc
Moto O8	800cc and up
Utility ATV	250cc and up OEM 4x4
Sportsman ATV	250-500cc production based
Heavy duty Production	501-1000 production based
Unlimited ATV	250cc-up Open class(street bike motors OK)

SAFETY EQUIPMENT MOTORCYCLES AND ATV'S:

1. Must wear full protective clothing (Helmet, gloves long sleeve jersey/pants and boots.
 - Helmets must be of the type approved by the Snell Memorial foundation 2000 or newer. ATV should be full coverage type, UTV can be open faced. Straps must have D-rings
2. All vehicles must have a type ABC fire extinguisher on board readily accessible to the driver. It must be mounted in a with a quick release type mechanism.

3. All vehicles must carry 3 reflective triangles
4. All vehicles must carry a first aid kit.

Classes UTV:

Production 1000 (2014 Razor 1000) Over 990cc Production based class

Production 990(SBS CLASS 1) UTV UP TO 990cc Production based class must have come with OEM rear cargo bed (may be removed for completion)

Production 850 (SBS CLASS 2) UTV UP TO 850cc Production based class must have come with OEM rear cargo bed (may be removed for completion)

Production 750 (SBS CLASS 3) UTV UP TO 705cc Production based class must have come with OEM rear cargo bed (may be removed for completion)

Unlimited (ISSA unlimited 4 and 2) Based on International Side by Side Association Rules. Safety equipment must meet the minimum rules below. Engines unlimited but cannot be derived from Automotive. Must comply with provision 2 but superchargers and turbos are allowed.

Experimental UTV Custom frames and automotive type engines allowed

SAFETY EQUIPMENT: All UTV Classes except Unlimited class must follow ISSA rules

1. All factory suspension a-arm, trailing arm pivot points must remain in stock location.
2. No superchargers, turbos, nitrous or any other pressurization / injection system will be allowed.
3. All vehicles must have a type ABC fire extinguisher on board readily accessible to the driver. It must be mounted in a with a quick release type mechanism.
4. Race numbers will be a minimum of 8 inches tall readable from each side of the car.
5. Factory cages will be allowed if they provide rollover protection. Gusseting the factory cage is highly recommended. Aftermarket well-built roll cages made for racing are recommended.
6. Drivers and passenger side nets, doors, or hand restraints are required
7. A minimum 2"-wide four point restraint system for both the driver and the occupant are required. A five or six point system is recommended that includes an antisubmarine belt that is at least 2" wide.
8. All vehicles must carry 3 reflective triangles
9. All vehicles must carry a first aid kit
10. Full personal safety gear must be worn to include:
 - a. Long sleeve shirt and pants. Fire retardant clothing is recommended.
 - b. Helmets, gloves, goggles, racing shoes or boots.
 - Helmets must be of the type approved by the Snell Memorial foundation 2000 or newer or equivalent. ATV should be full coverage type, UTV can be open faced. Straps must have D-ring fasteners. Helmets must be free of damage.

All vehicles must be Idaho Street legal and have either a regular license plate or an Idaho

special use plate. (Available for \$15.00 per year including out of state entries)

All entrants must have a valid driver's license.

All modifications must be done in a safe and workman-like manner.

Any questions or to arraign a pre tech call Dick 208-867-6943

20.0 MOTORCYCLE rules

Exceptions at Idaho Rally:

1.1-1.2-1.3-2.2-2.6 Idaho Restricted Use plate (\$15 to any bike) is OK Only requirement is a brake light and meet Idaho insurance requirements 25/50/15.

1.4 Custom frames in non NASA point class and two stroke engines.

3.2 There will be no Adventure classes at the rally. All these bike will compete in the Heavy Class though NASA points will be awarded for those who wish.

2.7 No roll chart notes will be supplied (competitors are free to make their own from the supplied book) Course will be arrowed so you won't need them.

2.5 You may run your normal number if they don't conflict (first entry has priority) We will not be issuing numbers so be prepared at tech.

RallyMoto(TM) Regulations

Notice: The term "RallyMoto(TM)" refers to NASA Rally Sport's program allowing motorcycles to compete in a stage rally format. RallyMoto(TM) is the NASA Rally Sport's brand of this kind of competition. Be sure to use the (TM) when referring to the program.

1 Motorcycle Eligibility

1.1 Motorcycle Registration

Each motorcycle entered in a NASA Rally Sport event must have a current and valid motorcycle registration.

1.2 Street Legality

Every motorcycle must carry all the equipment required by State and Federal laws to operate on the public highways of the state within which the rally is occurring. Required equipment must be operational at the beginning of the event and should remain operational throughout the running of the event. Any modifications authorized by these rules must still be street legal.

1.3 Motorcycle Insurance

All motorcycles entered must have coverage meeting or exceeding the minimum insurance coverage levels required by the state in which the motorcycle is registered.

1.4 Motorcycle Eligibility

Motorcycles eligible for events must be production based two wheel vehicles. Custom bikes specially built from the ground up for competition use are prohibited. To this end, the frame must remain original but may be modified to accommodate authorized additional equipment. Exterior panels, including fenders and cowlings, must be present and visually similar to the original components.

No motorcycles with two stroke engines are permitted.

Sport bikes are prohibited, only upright seating style bikes are permitted.

Side cars are prohibited.

2 Vehicle Preparation Regulations

All motorcycles must meet these NASA Rally Sport RallyMoto(TM) Regulations.

Each series or event may impose additional regulations.

2.1 General Requirements

Checks may occur at any time during the rally for the proper functioning of any equipment listed in these General Requirements. At any moment during the event it is each competitor's responsibility to prove to technical stewards or sporting stewards that their motorcycle conforms to the regulations in their entirety.

2.2 Lights

- a) One headlight minimum.
- b) A red rear light and brake light.
- c) All motorcycles must have two front and two rear turn signals regardless of the state in which they are registered. The headlight and taillight must be switched on throughout the race so as to facilitate overtaking of and by other competitors or organizers vehicles. Failure to respect this regulation will result in a one minute penalty per stage or transit where it is observed. All competitors are expected to carry necessary spares.

2.3 Wheels and Tires

2.3.1 Wheels

- a) The wheels are free, regarding the maximum and minimum diameter and width.
- b) Wheels made from forged magnesium are forbidden (including OEM magnesium wheels).

2.3.2 Tires for Gravel/Sand/Unpaved Events

- a) The choice of tire is free.
- b) Inner tubes are allowed.
- c) The use of studded tires is forbidden for non-snow/ice events.
- d) The use of any device for maintaining the performance of the tire with an internal pressure equal to or less than the atmospheric pressure is forbidden. Mousse, Tireballs, or other non-standard inflation systems are prohibited.
- e) The interior of the tire (either within the inner tube or the space between the rim and internal part of the tire) must be filled only with air or nitrogen.

2.4 Exhaust System

Even where the GRRs for a class authorize the replacement of the original silencer or complete exhaust system, motorcycles participating on an event run on public roads must always be fitted with an exhaust silencer that conforms to the State and Federal regulations.

Any hot tubes must be efficiently protected so as to not to cause burns.

Exhaust systems must not be of a temporary nature. Exhaust gases must exit at the extremity of the system.

Parts of the frame may not be used to carry exhaust gases.

Spark arrestors are not required.

Noise limit testing procedure will be per SAE J2825. The maximum permitted noise level from the exhaust shall be 92db (A scale) at idle. During a slow RPM increase to 3500 the limit is 96 db (A scale). The measurement will be taken at a distance of 20 inches from the bike in an area 45 degrees either side from the centerline of the exhaust outlet.

2.5 Identification

Each motorcycle shall provide a 5" high by 8.5" wide space on each side of the motorcycle for identification numbers. The organizer will provide numbers to be affixed to these spaces. Any other large numbers on the bike must be covered. No indication of class is required.

2.6 Miscellaneous

- a) A horn with a 90 Db minimum noise level is required.
- b) A rear mirror is required.

2.7 Navigation

The following devices and items are allowed for use in navigating the course:

- a) The competitor-supplied 2.25" roll chart.
- b) The organizer-supplied route book.
- c) The stock odometer.
- d) An auxiliary odometer with visual output may be added or may replace the stock odometer. It is allowable that this additional odometer can be calibrated.

- e) Paper maps.
- f) GPS devices.

2.8 Engine

The lower engine cases and crankshaft must be from a production engine.
Preparation is free. Repairs during the race are free.

2.9 Frame

The materials for frame construction are free, with the exception of titanium being excluded. Titanium is allowed for the rear sub-frame and seat support if originally specified by the manufacturer.

2.10 Modifications

Modifications not restricted elsewhere are free.

3 Classes

Six classes exist for motorcycles:

Class Displacement in cm³ Rules To Use

Heavy Above 750.1 3.1 Modified Class

Medium Between 450.1 and 750 3.1 Modified Class

Dakar Between 385.1 and 450 3.1 Modified Class

Light 385 or less 3.1 Modified Class

Adventure Heavy Above 750.1 3.2 Adventure Class

Adventure Light 750 and below 3.2 Adventure Class

3.1 Modified Class

This is the default class which all motorcycles and all people fall into. Season points will be awarded within these classes.

3.1.1 Dakar Class

All front wheels will be 21". Using a different wheel size will result in the entrant moving out of Dakar class and into the Medium class.

3.2 Adventure Class

This class is for riders who are new to this sport. A rider may compete in the Adventure classes only during their first four rallies. No rider is required to enter an Adventure class, even if they are eligible. Season points are not awarded or tracked, as it is possible that a person will lose the right to compete within this class mid-season.

Eligibility expires after four rallies, whether or not the rider has entered in an Adventure class at any of those events. Eligibility also expires if the competitor places in the top third of the overall motorcycle results.

There is no difference in bike preparation rules between Modified and Adventure class.

Adventure Heavy and Adventure Light will be combined into one class unless there are four or more entrants who would qualify for Adventure Heavy.

4 Safety Requirements

4.1 Road Worthiness

All competing vehicles must be roadworthy and, the following items in particular must be adequate and functioning properly:

- a) All brakes
- b) Horn
- c) Headlight and taillight
- d) Tires
- e) Exhaust system
- f) Front and rear indicators

4.2 Transporting Items

It is understood that within these rules, when referring to items, the word “carry” can mean any of the following:

- stowed within a compartment attached to the motorcycle
- attached to the motorcycle
- carried within the clothing worn by the rider
- carried within a pack worn by the rider

If the item is not to be stowed within a compartment or affixed to the motorcycle, the rider must present at Srutineering all clothing or packs to be used.

4.3 First Aid Kit

A comprehensive first aid kit shall be carried. The first aid kit at a minimum must include:

- a) Antiseptic (ointment or liquid)
- b) Gauze pads or rolls
- c) Adhesive tape
- d) Elastic/Ace bandage
- e) Safety pins
- f) Scissors
- g) one “space blanket”
- h) First aid manual.

4.4 Warning Devices

The rider must carry one standard, full-sized, warning triangle meeting Federal Motor Vehicle Safety Standard #125.

Each rider must carry a full color laminated 8.5”x11” ‘Green OK / Red Cross’ paper. Printing **the following links** and laminating them is sufficient.

<http://www.nasarallysport.com/organizer-resources/Route-Book-Red-Cross.pdf>

<http://www.nasarallysport.com/organizer-resources/Route-Book-Green-OK.pdf>

The rider must demonstrate that it is possible to remove the warning devices from their storage location in under 30 seconds when the rider is in full gear.

4.5 Auxiliary Fuel

It is not permitted to carry fuel either within a pack worn by the rider or within the rider's clothing. Any auxiliary fuel tank must be mounted to the motorcycle.

4.6 Helmets

All helmets must be full-face non-hinged helmets. Certifications accepted are:

- a) USA SNELL M 2000
- b) USA DOT
- c) Europe ECE 22-04
- d) Europe ECE 22-05 ‘P’
- e) Great-Britain BS 6658 GRADE A
- f) Japan JIS T 8133 : 2000

4.7 Body Protection

Over the entire route wearing of back and front body armor is compulsory. Over the entire route the wearing of back and/or neck protectors is strongly recommended.

For paved events, full leathers with armor are highly recommended. Standard nylon mesh pants are not permitted. The preferred materials if leather is not used are Cordura or Kevlar with a Denier measurement of 1000 or better. In all cases where the pants and jacket are two separate pieces the two pieces must attach to each other securely. Also permitted are:

- Kevlar race suits
- heavy duty (enduro) jacket

- motocross pants with armor

4.8 Boots

Motocross-style boots must be worn. Construction boots, road boots, touring boots, road racing boots, or similar are not acceptable.

4.9 Equipment for Night Stages

In order to compete on a stage, when the rider's ideal start time is after 15 minutes before civil twilight the rider **must have** reflective **material** with at least 10 square inches on the front and rear (**20 square inches total**) of the torso **or head**. Additional material on the helmet and motorcycle is recommended. If the rider is carrying a backpack, **none of the material covered by the backpack is counted toward the total**. Example of acceptable material: 3M Scotchlite.

Additionally, each rider must have one of the following:

- A pair of **flashing** lighting sources whose energy source is independent of the motorcycle to be affixed to the rider somewhere above the waist. **Example:** flashing bicycle lights **or flashing head lamps**.
- A "no motion" detector device. Example: American Airworks Super Pass II. Riders without this equipment will transit the stage and be assigned the time of the slowest competing motorcycle.

5 GRR Applicability

The entirety of the GRR, excluding Section 3 (the technical regulations for four wheeled automobiles), shall apply to RallyMoto(TM) competitors. While the GRR Sections 1 and 2 are written to be "vehicle-neutral" with respect to the wording of "car" versus "motorcycle" it is to be understood that the all GRRs concepts apply to motorcycle riders. It is to be understood that the single RallyMoto(TM) competitor is also the driver and the navigator, as applicable, and thus constitutes the Crew or Team, when considering Section 1 and Section 2.

Common sense exceptions:

2.17.7.1 – Warning Triangles. As the rider has only one triangle, the rider must place their only triangle 150' behind the bike.

CAR RULES AVAILIABLE IDAHORALLY.COM AND nasarallysport.com

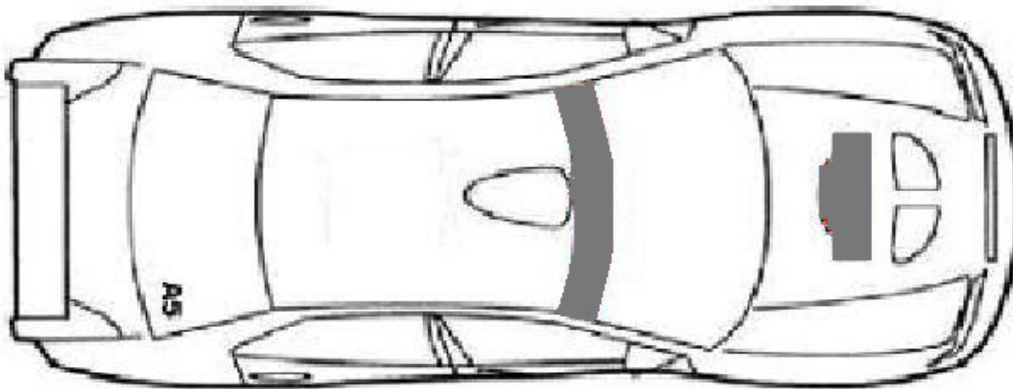
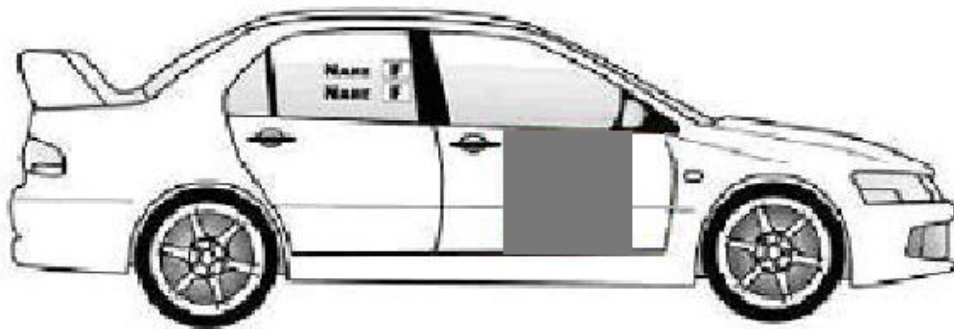
APPENDICES

APPENDIX 1 – RECONNAISSANCE SCHEDULE


Stages	Date and Time
SS 1-12	Friday June 20, 06:00 – 16:00

The most efficient way to do Recce is SS7, SS6/12, SS1, SS2/4, SS9/11, SS3/5, SS8/10. If two passes are desired then repeat the back and Forth on each stage desired. This will make for a 125-mile day with one pass or 200 miles with two passes. One pass Will take 5 to 5.5 hours. Two pass 7.5 to 8 hours.

APPENDIX 2 - COMPETITION NUMBERS AND ADVERTISING



Grey areas are reserved for Idaho Rally Event Promotion and Competitor numbers.



Name : Font: 2" Helvetica - white

Flags : 3"x2" flag (state/country/other/optional)

NRS Logo: 17"x6" logo on Yellow Pantone 116c

Event graphic: 17"x6" logo on Yellow Pantone 116c

Race number: 12"x12" Font: Infinite Justice on Yellow Pantone 116c

APPENDIX 3 SCRUTINEERING PROCESS

Scrutineering can take place at any time as outlined in the event schedule. Driver and co-driver need not be present, provided their safety equipment is all made available for inspection. Idaho Rally reserves the right to refuse entry to vehicles that are deemed unsafe or unsuitable.

Chief Scrutineer

Carl Sommerton

APPENDIX 4 GENERAL CONDITIONS

A4.1 NEW DRIVER'S SEMINAR

See article 19

A4.2 GENERAL DRIVERS MEETING

All drivers are required to attend a general drivers briefing at the time and place noted in Article 3 of these regulations.

A4.3 START ORDER

The start order for Saturday, June 21 and Sunday, June 22 will be posted at the Official Notice Board at the Northwest Inn.

A4.4 OFFICIAL NOTICE BOARD

The Official Notice Board will be located in the registration room at Northwest Inn. During the rally you will find the board at the scoring booth in the service area.

A4.5 WEATHER CONDITIONS

The average temperature for June is 54-80 degrees (F).

A4.6 SUNRISE AND SUNSET

Saturday, June 21 2014 Mountain Daylight Time

Sunrise	06:04
---------	-------

Sunset	21:30
--------	-------

Sunday, June 22 2014 Mountain Daylight Time

Sunrise	06:04
---------	-------

Sunset	21:30
--------	-------

A4.6 STAGE CLOSING TIMES AND MPL

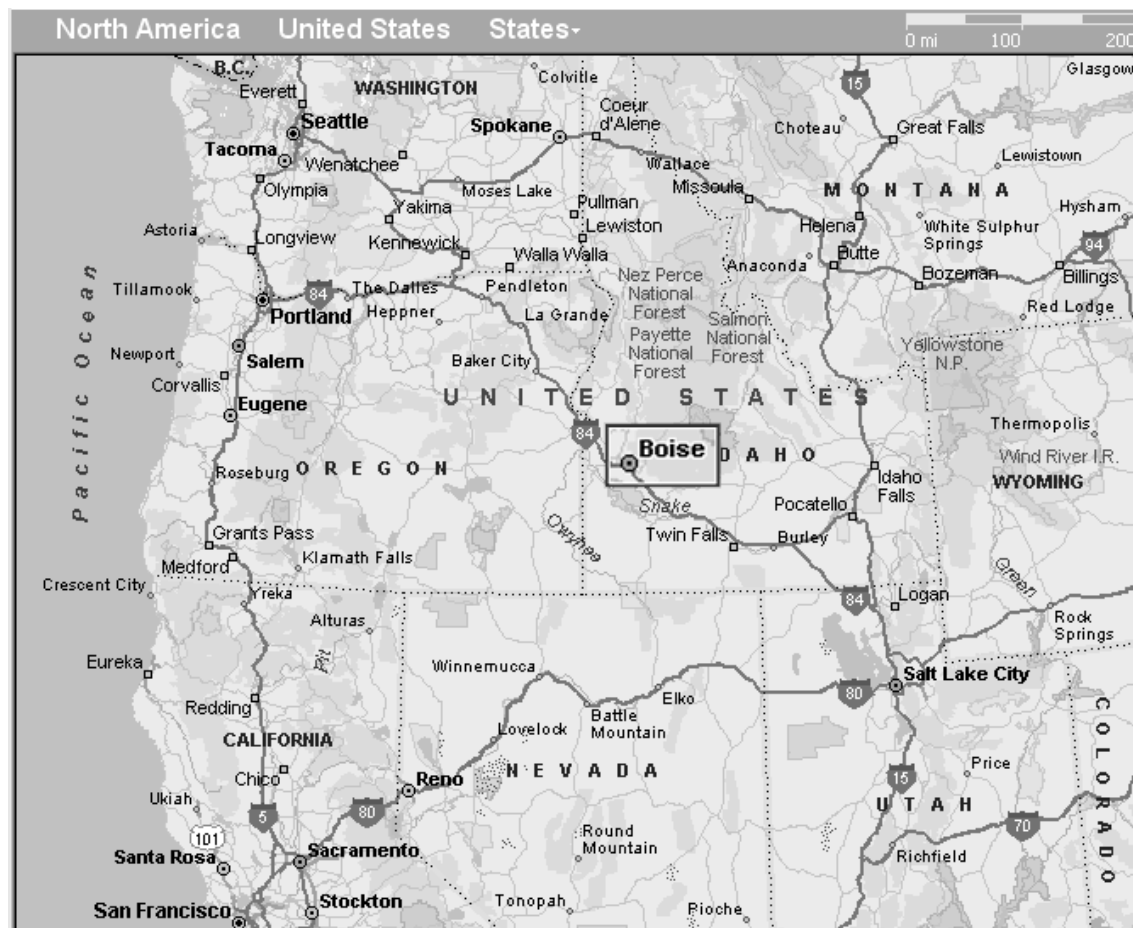
Maximum Permitted Lateness (MPL) is 30 minutes.

If in the opinion of the event Marshalls any competitor has no chance of arriving at a time control within their MPL that official may pull the competitors time card and open the stage to normal traffic.

A4.7 RUNNING OF THE RALLY

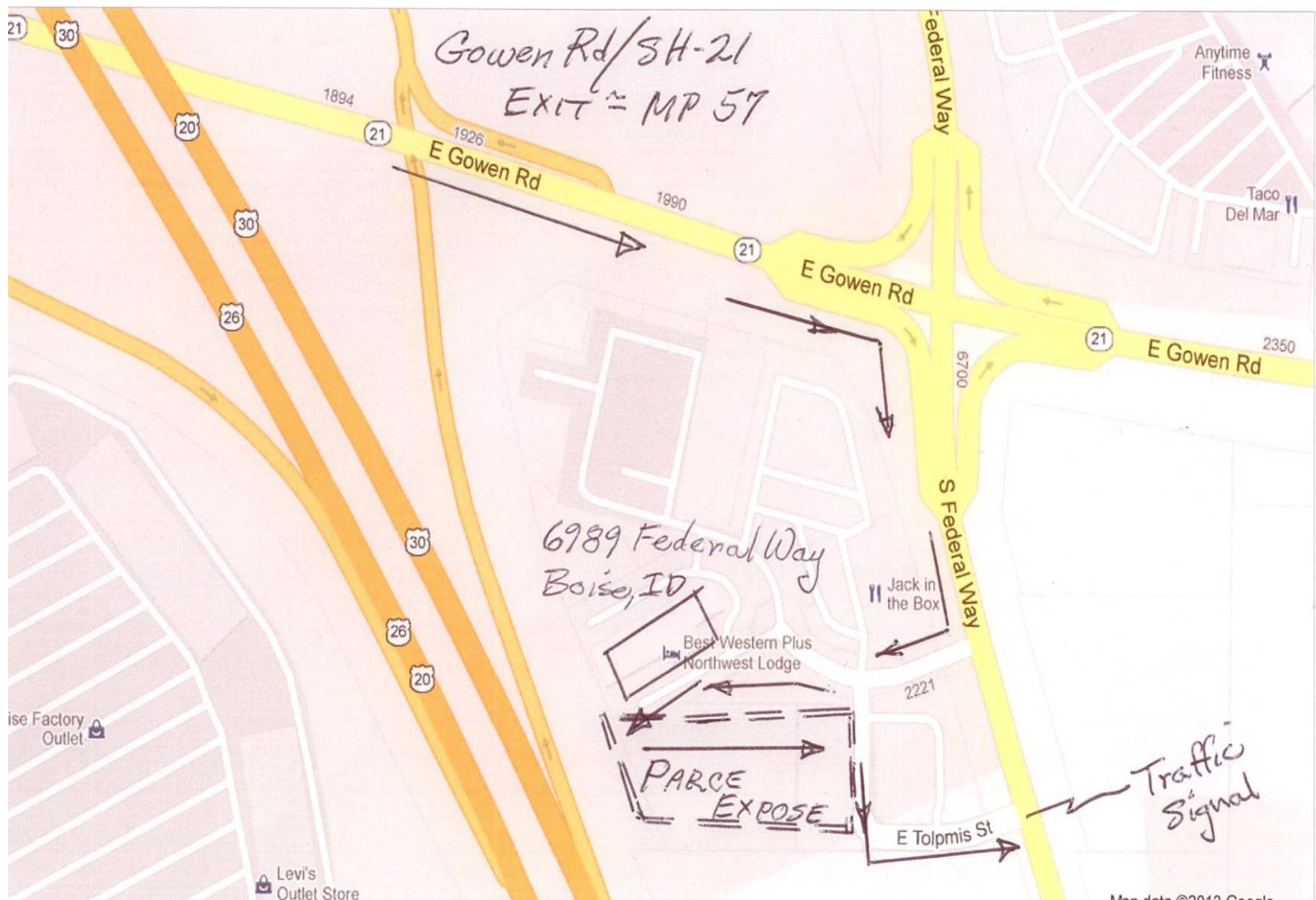
The transits are generous, so there is no need to speed if you get delayed.

A5.1 LOCATION OF THE RALLY



A5.2 Host Hotel and Main Service Park
Best Western + Northwest Lodge
6989 Federal Way
Boise, ID 83716
1-866-385-6343
1-208-287-2300

ALL RESERVATIONS NEED TO BE IN BY May 18, 2014
to get the special rate



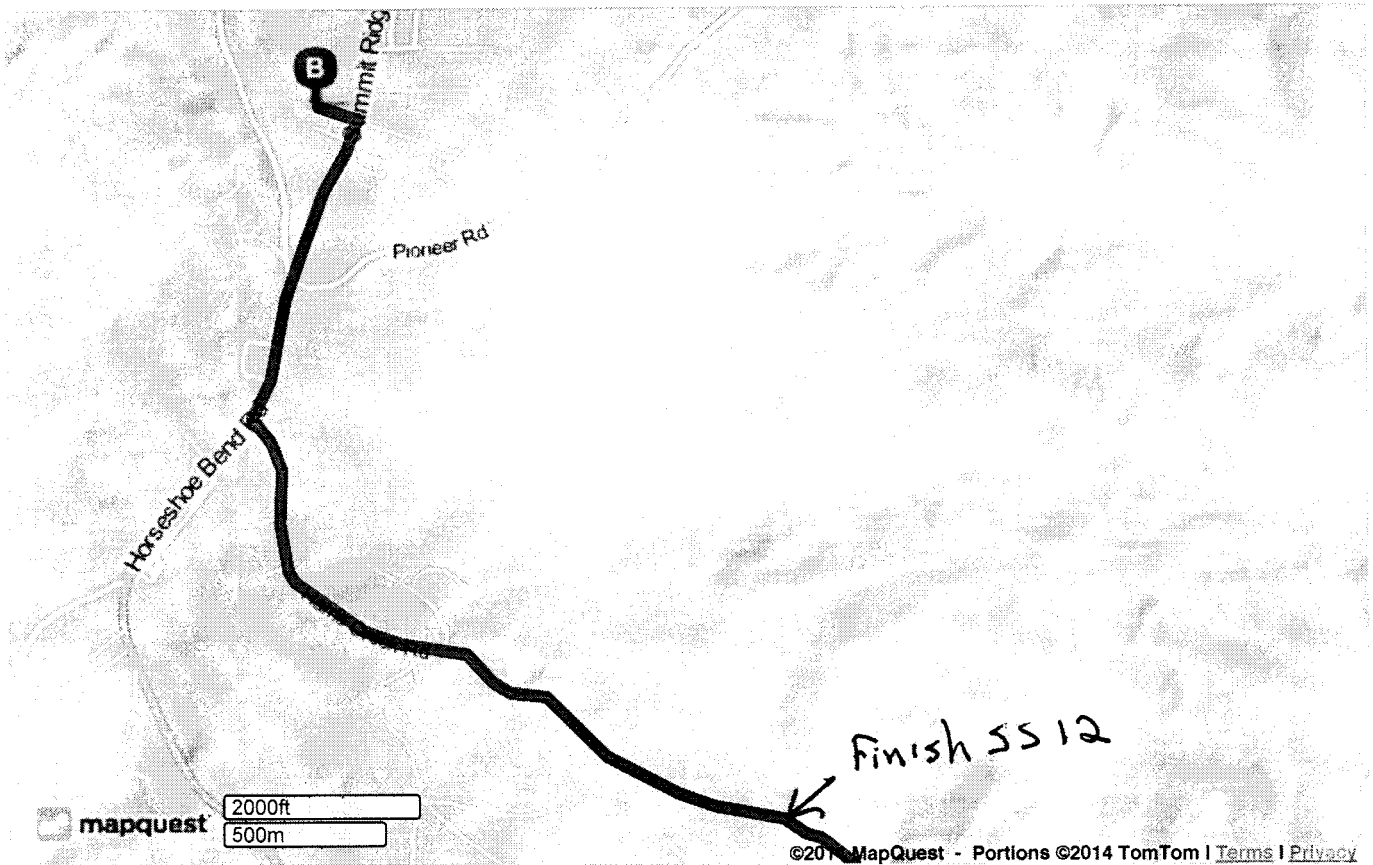
NOTE: PARK EXPOSE ON MAP IS ACTUALLY THE MAIN SERVICE PARK

A5.2 AWARDS BANQUET
Horseshoe Bend High School

Sunday June 22th 16:00 to 20:00
Food served 17:00
Post results 17:30 Award ceremony 18:00
Horseshoe Bend, Idaho

DIRECTIONS:

Proceed straight 3.2 miles
Turn right on Hwy 55 at the T
Go .6 mile and turn left on School Drive
Horseshoe Bend HS is on your left



A5.3 MAP OF STAGES



5.4 MAP TO START OF STAGES

Directions in the Route Book
A5.5 MAP TO PARC EXPOSE FROM HOST HOTEL

Parc Expose Location: Larry Miller Subaru
9380 West Fairview Avenue, Boise, ID 83704 - (208) 947-6300

S Federal Way, Boise, , ID 83716-9604
43.537945, -116.154510

-
- | | |
|--|-------|
| 1. Start out going north on S Federal Way toward E Tolpmis St. | 0.2mi |
|--|-------|
-
- | | |
|---------------------------------------|--------|
| 2. Turn left onto ID-21 / E Gowen Rd. | 0.1 mi |
|---------------------------------------|--------|
-
- ID-21 is 0.1 miles past E Hospitality Ln
 - If you reach E Lake Forest Dr you've gone about 0.1 miles too far
-

3. Merge onto I-84 W / US-30 W toward Boise.	7.2 mi 7 minutes
--	---------------------

4. Take the I-184 exit, EXIT 49, toward Franklin Rd / City Center.	0.6 mi
--	--------

5. Take the Franklin Road exit.	0.7 mi 1 minute
---------------------------------	--------------------

6. Turn left onto W Franklin Rd.	0.9 mi 1 minute
----------------------------------	--------------------

7. Turn right onto N Maple Grove Rd.	1.0 mi 2 minutes
--------------------------------------	---------------------

- N Maple Grove Rd is 0.2 miles past S Bird St
- Michaels is on the corner
- If you reach S Old Quarry Way you've gone about 0.1 miles too far

8. Turn left onto W Fairview Ave.	0.2 mi
-----------------------------------	--------

- W Fairview Ave is 0.2 miles past W Irving St
- If you reach W Garverdale Dr you've gone a little too far

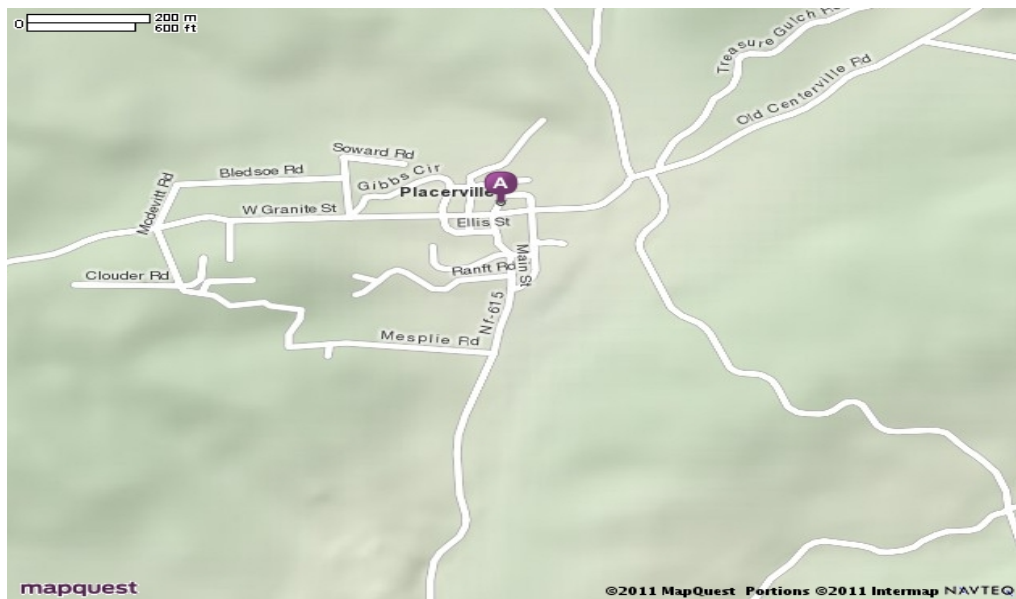
9. 9380 W FAIRVIEW AVE is on the right.	
---	--

- If you reach N Kimball St you've gone a little too far

9380 W Fairview Ave, Boise, , ID 83704-8224
43.619469, -116.298569

Total Travel Estimate: **10.92 miles about 14 minutes**

A5.6 PLACERVILLE SERVICE and Camping in Placerville



You may also follow the Route book through Horseshoe Bend and Harris Creek Stage. It is shorter BUT more winding and steeper so campers should be aware that the Idaho City Route below is easier but longer.

Through Idaho City Route

6989 S Federal Way, Boise, , ID 83716-9604
 43.537945, -116.154510

-
- | | |
|--|--------|
| 1. Start out going north on S Federal Way toward E Tolpmis St. | 0.2 mi |
|--|--------|
-

2. Take the 1st right onto E Gowen Rd / ID-21. Continue to follow ID-21 E. 33.9 mi
46 minutes

- ID-21 E is just past E Hospitality Ln
- Perkins is on the left
- If you are on S Federal Way and reach ID-21 you've gone a little too far

3. Turn left onto Montgomery St. 0.4 mi
1 minute

- Montgomery St is just past Cottonwood St
- Boise Basin Library is on the left
- If you reach Main St you've gone a little too far

4. Turn left onto Centerville Rd (Portions unpaved). 5.7 mi
16 minutes

- Idaho City High School is on the corner

5. Turn left to stay on Centerville Rd (Portions unpaved). 6.0 mi
15 minutes

- If you are on NF-307C2 and reach NF-379G6 you've gone about 1.9 miles too far

6. Turn right onto Harris Creek Rd (Portions unpaved). 0.02 mi

7. Harris Creek Rd becomes Placerville Rd (Portions unpaved). 1.1 mi
2 minutes

8. Placerville Rd becomes S Main St (Portions unpaved). 0.08 mi

9. Welcome to PLACERVILLE, ID.

- Your destination is just past Hyatt St
- If you reach Ellis St you've gone a little too far

Total Travel Estimate: **47.29 miles - about 1 hour 23 minutes**

Sunday morning route using Grimes Creek Road (Service personnel who are late can get through this way after stage is closed)

6989 S Federal Way, Boise, , ID 83716-9604
43.537945, -116.154510

1. Start out going north on S Federal Way toward E Tolpmis St.	0.2 mi
--	--------

2. Take the 1st right onto E Gowen Rd ID-21. Continue to follow ID-21 E.	23.9 mi 31 minutes
--	-----------------------

- ID-21 E is just past E Hospitality Ln
- Perkins is on the left
- If you are on S Federal Way and reach ID-21 you've gone a little too far

3. Turn left onto Grimes Creek Rd (Portions unpaved).	14.2 mi 33 minutes
---	-----------------------

- Grimes Creek Rd is 0.6 miles past Piske Ln
- If you reach Minneha Crk Rd you've gone about 0.8 miles too far

4. Turn left onto Centerville Rd (Portions unpaved).	4.6 mi 11 minutes
--	----------------------

5. Turn right onto Harris Creek Rd (Portions unpaved).	0.02 mi
--	---------

6. Harris Creek Rd becomes Placerville Rd (Portions unpaved).	1.1 mi 2 minutes
---	---------------------

7. Placerville Rd becomes S Main St (Portions unpaved).	0.08 mi
---	---------

8. Welcome to PLACERVILLE, ID.	
--------------------------------	--

- Your destination is just past Hyatt St
 - If you reach Ellis St you've gone a little too far
-

5.6.1 Radio Frequencies for Rally

Repeater Assignments and Freq. use

Freq. w/ offset PL

Centerville Road Stage	145.29 -	100
Alder Cr	444.075 +	100
Old Centerville/ Grimes Pass	443.975 +	100
Harris Cr.	145.290 -	100
Simplex	146.54	
FRS	Ch.5	
Scoring	446.600 -	100

5.7.1 TIME CARD

MPL: Maximum Permitted Lateness is 30 minutes total. For road opening purposes on stage: any competitor whose time exceeds the Bogey time +15 minutes will have their time card pulled by sweep and be prohibited from finishing that stage. This will not prevent them from using Superrally rules and re-entering the Rally at a later point (either after a service or at the start of the next day). See NRS GRRs Article 2.22.6 for Superrally rules.